



# EMS DATA CUBE V3 DATA DICTIONARY SUPPLEMENTAL GUIDE

A Reference Manual to facilitate the utilization of the EMS Data Cube with details for the Public Dataset and the State Dataset.

---

## Table of Contents

Overview.....	6
Purpose and Scope.....	6
Data from Multiple Versions of the Data Standard .....	6
Updates.....	6
Restricted Data .....	6
How to Use.....	6
Extended Definitions .....	6
Measures .....	7
Count of Events .....	7
Public Data Elements ( <i>In order of the EMS Data Cube</i> ) .....	8
CARDIAC ELEMENTS .....	8
Cardiac Arrest.....	8
Cardiac Arrest Etiology .....	8
CPR Care Provided Prior to EMS Arrival .....	9
AED Use Prior to EMS Arrival .....	9
First Monitored Arrest Rhythm .....	10
Any Return of Spontaneous Circulation .....	10
Reason CPR-Resuscitation Discontinued.....	11
End of EMS Cardiac Arrest Event .....	11
Cardiac Arrest – Witnessed By .....	12
Cardiac Arrest – CPR Type .....	12
Cardiac Arrest – Destination Rhythm.....	13
Cardiac Arrest – Resuscitation Attempted .....	14
DATES AND TIMES .....	15
Dates-Times – Unit Notified by Dispatch Date Times .....	15
EMS RESPONSE .....	15
Response Mode to Scene .....	15
Level of Care of this Unit .....	16
Transport Mode from Scene .....	16
Type of Service Requested .....	17
Primary Role of the Unit.....	17
EMS Response – Additional Response Mode Descriptors.....	18
Type of Dispatch Delay .....	18
Type of Response Delay .....	19
Type of Scene Delay .....	20
Type of Transport Delay .....	21
Type of Turn-Around Delay .....	22
EMS SCENE INFORMATION.....	23

First EMS Unit of Scene .....	23
Incident Location Type .....	23
Mass Casualty Incident.....	23
Multiple Patient .....	24
Suspected Work-Related Exposure-Injury-Death.....	24
Triage Classification for MCI Patient .....	25
Alcohol-Drug Use Indicator .....	25
Barriers to Patient Care.....	26
EMS UNIT INFORMATION .....	27
Primary Type of Service.....	27
Level of Service.....	27
Organization Type .....	28
Organization Status .....	28
Complaint Reported by Dispatch .....	29
EMD Performed.....	29
GEOGRAPHIC REGIONS.....	30
US Census Regions .....	30
US Census Divisions.....	31
NHTSA Regions .....	32
NASEMSO Regions.....	33
Urbanicity.....	34
Population Density – Rate per sq mile .....	34
Minority – Percent .....	35
Hispanic – Percent.....	36
Poverty – Percent.....	36
Uninsured – Percent.....	37
Disabled – Percent .....	37
Education – Percent .....	38
INJURY INFORMATION.....	39
Injury Information – Injury Cause ICDs.ICD Name .....	39
Injury Information – Injury Cause ICDs.ICD 10 .....	39
Trauma Center Criterion .....	40
Vehicular – Pedestrian or Other Injury Risk Factor .....	41
MEDICATION INFORMATION .....	42
Medication Given .....	42
Medication Dosage Unit.....	43
Medication Given Prior to Care.....	43
Reason Medication Not Given.....	44
Response to Medication.....	44

---

Type of Person Administering Medication .....	45
Medication Information – Complication .....	46
PATIENT INFORMATION .....	47
Primary Methods of Payment .....	47
CMS Service Level.....	47
Patient Age .....	48
Gender.....	48
Race .....	49
Incident Patient Disposition .....	49
Emergency Department Disposition .....	50
Hospital Disposition .....	51
Final Patient Acuity .....	52
Hospital Capability .....	52
EMS Transport Method .....	53
Type of Destination .....	53
Hospital Inpatient Destination .....	54
Additional Transport Mode Descriptors.....	55
Destination Team Pre-Arrival Alert or Activation.....	56
Reason for Choosing Destination .....	56
Chief Complaint Anatomic Location.....	57
Chief Complaint Organ System .....	57
Initial Patient Acuity .....	58
Possible Injury .....	58
Primary Impression ICD Name .....	59
Primary Impression ICD 10 .....	59
Primary Symptom ICD Name.....	60
Primary Symptom ICD 10 .....	60
Patient Situation – Patients Other Associated Symptoms ICD Name .....	61
Patient Situation – Patients Other Associated Symptoms ICD 10.....	61
Patient Situation – Providers Secondary Impression ICD Name .....	62
Patient Situation – Providers Secondary Impression ICD 10 .....	62

---

PROCEDURE INFORMATION .....	63
Procedure Code.....	63
Procedure Performed.....	63
Type of Person Performing the Procedure.....	64
Procedure Performed Prior to Care .....	64
Procedure Successful .....	65
Reason Procedure Not Performed .....	65
Response to Procedure .....	65
Procedure Information – Complication.....	66
PROTOCOL INFORMATION .....	67
Protocol Age Hierarchies.....	67
Protocol .....	67
STATE DATA ELEMENTS (AUTHORIZED USERS ONLY).....	70
State Specific Information, EMS v3 Restricted Data Cube .....	70
Destination Location .....	70
Incident Location.....	71
Patient Location .....	71
Submitting State.....	71
EMS Agency Organization Tax Status.....	71
EMS Agency Home State .....	72
EMS Agency Number.....	72
Destination Zip Code.....	72
Incident Zip Code.....	72
Patient Zip Code .....	72
NOT Values .....	73
Pertinent Negatives .....	73
Acronyms and Definitions.....	74

---

# Overview

## Purpose and Scope

This guide is developed and maintained for the purpose of assisting those who utilize the v3 EMS Data Cube with NEMESIS data for research, performance measures, benchmarking, and other endeavors to improve prehospital medical care in the United States and territories.

Provided herein are descriptions for measures and data element dimensions that are currently available in the v3 EMS Data Cube and are described in the [NEMESIS Version 3.4.0.160713CP2 Data Dictionary](#). This guide is a supplement to the Data Dictionary and is not intended to be the full technical reference of the data in the NEMESIS database. (v3.4 Data Dictionary is available at <https://nemsis.org/technical-resources/version-3/version-3-data-dictionaries/>.)

## Data from Multiple Versions of the Data Standard

The v3 EMS Data Cube reflects EMS activations from the past two calendar years, plus the current year-to-date. Data are submitted by states and territories in v3.4.0.

## Updates

Updates to this guide will be made as v3.5.0 data are collected and the EMS Data Cube is adjusted to reflect those elements.

## Restricted Data

Some specific state data, such as Zip Codes or EMS Agency Number, are not made available to the public by request in the data use agreements with states and territories. If a user is interested in those specific data, they must contact the state or territory-level Data Manager. A current list of Data Managers is available on the [www.NEMESIS.org](http://www.NEMESIS.org) main page. Click on a state or territory to be directed to that specific information.

## How to Use

The guide is organized in the same order that the EMS Data Cube is laid out. It is not in alphabetical order.

The data available in the Cube are organized through Summary Measures, Elements, and Values.

Summary Measures	Elements	Values
Tells you what is being counted.	Major categories of information.	The detail of the element.
<b>Ex: Count of Events</b>	<b>Ex: Patient Age</b>	<b>Ex: 16 years old</b>
Events are EMS activations (calls)	The element is the “container”.	The value is the “contents”.

## Extended Definitions

This guide offers definitions and descriptions for the Elements but does not include detailed descriptions of all the possible values. There are some values that may require additional clarification such as the exact inclusion criteria for Delays in Response, Transport, or Return to Service. Those can be found in the document “Extended Data Definitions” available on the NEMESIS.org website: <https://nemsis.org/technical-resources/version-3/version-3-data-dictionaries/>.

---

## Measures

### Count of Events

**Group Location in the Cube:** Summary Measures

**Definition:** The number of EMS activations – also known as “runs” or “calls” that have been reported to NEMSIS during the time represented in the dataset.

Each activation represents a unique electronic patient care report (ePCR), not necessarily a unique patient. (A single patient may generate multiple ePCRs depending on how many emergency medical agencies they encounter during an EMS activation: ground transport ambulance, air ambulance, inter-facility ambulance.)

**Notes:** Additional Measures will be added to the EMS Data Cube as they are made available to the public. Elements allowing more than one value to be chosen, each individual value will be properly represented within element groupings, but the record will only be counted once in the overall count of records.

## Public Data Elements *(In order of the EMS Data Cube)*

### CARDIAC ELEMENTS

#### Cardiac Arrest

**Group Location in the Cube:** Cardiac Arrest Elements

**Data Dictionary Element Code and Name:** [eArrest.01 - Cardiac Arrest](#)

**Definition:** Indication of the presence of a cardiac arrest at any time during this EMS event.

**Possible Values:**

Values
No
Yes, Prior to EMS Arrival
Yes, After EMS Arrival
NOT Values
Not Applicable
Not Recorded

**Notes:**

1. This element is a component of the Utstein Cardiac Arrest Criteria.
2. If this EMS event is for an interfacility transfer of a patient with a recent history of a cardiac arrest with ROSC, and who does not experience another cardiac arrest during transport, then do not document Cardiac Arrest (eArrest.01) with "Yes, Prior to EMS Arrival".

#### Cardiac Arrest Etiology

**Group Location in the Cube:** Cardiac Arrest Elements

**Data Dictionary Element Code and Name:** [eArrest.02 - Cardiac Arrest Etiology](#)

**Definition:** Indication of the etiology or cause of the cardiac arrest (classified as cardiac, non-cardiac, etc.).

**Possible Values:**

Values
Cardiac (Presumed)
Drowning/Submersion
Drug Overdose
Electrocution
Exsanguination
Other
Respiratory/Asphyxia
Trauma
NOT Values
Not Applicable
Not Recorded

**Notes:**

This element is a component of the Utstein Cardiac Arrest Criteria.



## CPR Care Provided Prior to EMS Arrival

**Group Location in the Cube:** Cardiac Arrest

**Data Dictionary Element Code and Name:** [eArrest.05 - CPR Care Provided Prior to EMS Arrival](#)

**Definition:** Documentation of the CPR provided prior to EMS arrival.

**Possible Values:**

Values
No
Yes
NOT Values
Not Applicable
Not Recorded

**Notes:**

This element is a component of the Utstein Cardiac Arrest Criteria.

## AED Use Prior to EMS Arrival

**Group Location in the Cube:** Cardiac Arrest

**Data Dictionary Element Code and Name:** [eArrest.07 - AED Use Prior to EMS Arrival](#)

**Definition:** Documentation of AED use Prior to EMS Arrival.

**Possible Values:**

Values
No
Yes, Applied without Defibrillation
Yes, With Defibrillation
NOT Values
Not Applicable
Not Recorded

**Notes:**

This element is a component of the Utstein Cardiac Arrest Criteria.

## First Monitored Arrest Rhythm

**Group Location in the Cube:** Cardiac Arrest

**Data Dictionary Element Code and Name:** [eArrest.11 - First Monitored Arrest Rhythm of the Patient](#)

**Definition:** Documentation of what the first monitored arrest rhythm which was noted.

**Possible Values:**

Values
Asystole
PEA
Unknown AED Non-Shockable Rhythm
Unknown AED Shockable Rhythm
Ventricular Fibrillation
Ventricular Tachycardia-Pulseless
NOT Values
Not Applicable
Not Recorded

## Any Return of Spontaneous Circulation

**Group Location in the Cube:** Cardiac Arrest

**Data Dictionary Element Code and Name:** [eArrest.12 - Any Return of Spontaneous Circulation](#)

**Definition:** Indication whether or not there was any return of spontaneous circulation.

**Possible Values:**

Values
No
Yes, At Arrival at the ED
Yes, Prior to Arrival at the ED
Yes, Sustained for 20 consecutive minutes
NOT Values
Not Applicable
Not Recorded

**Notes:**

1. This element is a component of the Utstein Cardiac Arrest Criteria.
2. This element needs to be documented when the patient has been in cardiac arrest and transported to a healthcare facility to show the change in patient condition, if any.
3. Any ROSC is defined as any brief (approximately >30 seconds) restoration of spontaneous circulation that provides evidence of more than an occasional gasp, occasional fleeting palpable pulse, or arterial waveform.

## Reason CPR-Resuscitation Discontinued

**Group Location in the Cube:** Cardiac Arrest

**Data Dictionary Element Code and Name:** [eArrest.16 - Reason CPR/Resuscitation Discontinued](#)

**Definition:** The reason that CPR or the resuscitation efforts were discontinued.

**Possible Values:**

Values
DNR
Medical Control Order
Obvious Signs of Death
Physically Unable to Perform
Protocol/Policy Requirements Completed
Return of Spontaneous Circulation (pulse or BP noted)
NOT Values
Not Applicable
Not Recorded

## End of EMS Cardiac Arrest Event

**Group Location in the Cube:** Cardiac Arrest

**Data Dictionary Element Code and Name:** [eArrest.18 - End of EMS Cardiac Arrest Event](#)

**Definition:** The patient's outcome at the end of the EMS event.

**Possible Values:**

Values
Expired in ED
Expired in the Field
Ongoing Resuscitation in ED
ROSC in the Field
ROSC in the ED
Ongoing Resuscitation by Other EMS
NOT Values
Not Applicable
Not Recorded

**Notes:**

This element is a component of the Utstein Cardiac Arrest Criteria.

## Cardiac Arrest – Witnessed By

**Group Location in the Cube:** Cardiac Arrest Elements – Arrest Witnessed By

**Data Dictionary Element Code and Name:** [eArrest.04 - Arrest Witnessed By](#)

**Definition:** Indication of who the cardiac arrest was witnessed by.

**Possible Values:**

Values
Not Witnessed
Witnessed by Family Member
Witnessed by Healthcare Provider
Witnessed by Bystander
NOT Values
Not Applicable
Not Recorded

**Notes:**

This element is a component of the Utstein Cardiac Arrest Criteria.

## Cardiac Arrest – CPR Type

**Group Location in the Cube:** Cardiac Arrest Elements – CPR Type

**Data Dictionary Element Code and Name:** [eArrest.09 – Type of CPR Provided](#)

**Definition:** Documentation of the type/technique of CPR used by EMS.

**Possible Values:**

Values	
Compressions-Continuous	Compressions-Hands Only CPR
Compressions-External Band Type Device	Ventilation-Bag Valve Mask
Compressions-External Plunger Type Device	Ventilation-Impedance Threshold Device
Compressions-External Thumper Type Device	Ventilation-Mouth to Mouth
Compressions-Intermittent with Ventilation	Ventilation-Pocket Mask
Compressions-Other Device	
NOT Values	
Not Applicable	
Not Recorded	

## Cardiac Arrest – Destination Rhythm

**Group Location in the Cube:** Cardiac Arrest Elements – Destination Cardiac Rhythm

**Data Dictionary Element Code and Name:** [eArrest.17 - Cardiac Rhythm on Arrival at Destination](#)

**Definition:** The patient's cardiac rhythm upon delivery or transfer to the destination.

**Possible Values:**

Values	
Agonal/Idioventricular	Premature Atrial Contractions
Asystole	Premature Ventricular Contractions
Artifact	Right Bundle Branch Block
Atrial Fibrillation	Sinus Arrhythmia
Atrial Flutter	Sinus Bradycardia
AV Block-1st Degree	Sinus Rhythm
AV Block-2nd Degree-Type 1	Sinus Tachycardia
AV Block-2nd Degree-Type 2	STEMI Anterior Ischemia
AV Block-3rd Degree	STEMI Inferior Ischemia
Junctional	STEMI Lateral Ischemia
Left Bundle Branch Block	STEMI Posterior Ischemia
Non-STEMI Anterior Ischemia	Supraventricular Tachycardia
Non-STEMI Inferior Ischemia	Torsades de Points
Non-STEMI Lateral Ischemia	Unknown AED Non-Shockable Rhythm
Non-STEMI Posterior Ischemia	Unknown AED Shockable Rhythm
Other	Ventricular Fibrillation
Paced Rhythm	Ventricular Tachycardia (With Pulse)
PEA	Ventricular Tachycardia (Pulseless)
NOT Values	
Not Applicable	
Not Recorded	

**Notes:**

This element needs to be documented when the patient has been in cardiac or respiratory arrest and transported to a healthcare facility to show the change in patient condition, if any.

---

## Cardiac Arrest – Resuscitation Attempted

**Group Location in the Cube:** Cardiac Arrest Elements – Resuscitation Attempted

**Data Dictionary Element Code and Name:** [eArrest.03 - Resuscitation Attempted By EMS](#)

**Definition:** Indication of an attempt to resuscitate the patient who is in cardiac arrest (attempted, not attempted due to DNR, etc.).

**Possible Values:**

Values	
ATTEMPTED	NOT ATTEMPTED
Attempted Defibrillation	Not Attempted-Considered Futile
Attempted Ventilation	Not Attempted-DNR Orders
Initiated Chest Compressions	Not Attempted-Signs of Circulation
NOT Values	
Not Applicable	
Not Recorded	

**Notes:**

This element is a component of the Utstein Cardiac Arrest Criteria.

## DATES AND TIMES

### Dates-Times – Unit Notified by Dispatch Date Times

**Group Location in the Cube:** Dates-Times – Unit Notified by Dispatch Date Times

**Data Dictionary Element Code and Name:** [eTimes.03 - Unit Notified by Dispatch Date/Time](#)

**Definition:** The date/time the responding unit was notified by dispatch.

**Possible Values:**

Values	
Year, Week, Day	Day of Month
Year, Quarter, Month, Day	Day of Week (Sunday is day 1)
Holiday Name	Day of Year
Week of Year	Month of Year
Hour of the Day (24-hour clock)	Quarter of Year

## EMS RESPONSE

### Response Mode to Scene

**Group Location in the Cube:** EMS Response

**Data Dictionary Element Code and Name:** [eResponse.23 - Response Mode to Scene](#)

**Definition:** The indication whether the response was emergent or non-emergent. An emergent response is an immediate response.

**Possible Values:**

Values
Emergent (Immediate Response)
Emergent Downgraded to Non-Emergent
Non-Emergent
Non-Emergent Upgraded to Emergent

**Notes:**

Information now split between eResponse.23 (Response Mode to Scene) and eResponse.24 (Additional Response Mode Descriptors).

## Level of Care of this Unit

**Group Location in the Cube:** EMS Response

**Data Dictionary Element Code and Name:** [eResponse.15 – Level of Care of This Unit](#)

**Definition:** The level of care (BLS or ALS) the unit is able to provide based on the units' treatment capabilities for this EMS response. *(First value is the license level of the unit; second value is the level of care provided to the patient.)*

**Possible Values:**

Values	
BLS-First Responder/EMR	ALS-AEMT
BLS-Basic /EMT	ALS-Intermediate
BLS-AEMT	ALS-Paramedic
BLS-Intermediate	ALS-Community Paramedicine
BLS-Community Paramedicine	ALS-Nurse
Specialty Critical Care	ALS-Physician

**Notes:**

1. Added to identify the level of care (license level) the EMS unit/crew can provide regardless of patient need, based on this unit's capabilities.
2. For example, if a unit/crew is staffed with an EMT-Intermediate or EMT-Paramedic but the unit is either licensed or stocked at a BLS level the appropriate level of care is "BLS-Basic". This is because the care provided to patients is limited to BLS skills.

## Transport Mode from Scene

**Group Location in the Cube:** EMS Response

**Data Dictionary Element Code and Name:** [eDisposition.17 - Transport Mode from Scene](#)

**Definition:** Indication whether the transport was emergent or non-emergent.

**Possible Values:**

Values
Emergent (Immediate Response)
Emergent Downgraded to Non-Emergent
Non-Emergent
Non-Emergent Upgraded to Emergent
NOT Values
Not Applicable
Not Recorded

**Notes:**

1. Information now split between eDisposition.17 (Transport Mode from Scene) and eDisposition.18 (Additional Transport Mode Descriptors).
2. Element eDisposition.18 (Additional Transport Mode Descriptors) has been added to document the use of lights and sirens or other descriptive information.



---

## Type of Service Requested

**Group Location in the Cube:** EMS Response

**Data Dictionary Element Code and Name:** [eResponse.05 - Type of Service Requested](#)

**Definition:** The type of service or category of service requested of the EMS Agency responding for this specific EMS event.

**Possible Values:**

Values	
911 Response (Scene)	Mutual Aid
Intercept	Public Assistance/Other Not Listed
Interfacility Transport	Standby
Medical Transport	

## Primary Role of the Unit

**Group Location in the Cube:** EMS Response

**Data Dictionary Element Code and Name:** [eResponse.07 - Unit Transport and Equipment Capability](#)

**Definition:** The transport and equipment capabilities of the EMS Unit which responded to this specific EMS event.

**Possible Values:**

Values	
Ground Transport	Non-Transport Rescue
Non-Transport Administrative (e.g., Supervisor)	Air Transport-Helicopter
Non-Transport Assistance	Air Transport-Fixed Wing

**Notes:**

Supervisor clarified to Administrative Only. If the Supervisor is responding to assist, that would be considered Non-Transport.

## EMS Response – Additional Response Mode Descriptors

**Group Location in the Cube:** EMS Response – Additional Response Mode Descriptors

**Data Dictionary Element Code and Name:** [eResponse.24 - Additional Response Mode Descriptors](#)

**Definition:** The documentation of response mode techniques used for this EMS response.

**Possible Values:**

Values	
Intersection Navigation-Against Normal Light Patterns	Unscheduled
Intersection Navigation-With Automated Light Changing Technology	Lights and Sirens
Intersection Navigation-With Normal Light Patterns	Lights and No Sirens
Scheduled	No Lights or Sirens
Speed-Enhanced per Local Policy	Initial No Lights or Sirens, Upgraded to Lights and Sirens
Speed-Normal Traffic	Initial Lights and Sirens, Downgraded to No Lights or Sirens
NOT Values	
Not Applicable	Not Recorded

## Type of Dispatch Delay

**Group Location in the Cube:** Dispatch Delay

**Data Dictionary Element Code and Name:** [eResponse.08 - Type of Dispatch Delay](#)

**Definition:** The dispatch delays, if any, associated with the dispatch of the EMS unit to the EMS event.

**Possible Values:**

Values	
Caller (Uncooperative)	No EMS Vehicles (Units) Available
Diversion/Failure (of previous unit)	None/No Delay
High Call Volume	Other
Language Barrier	Technical Failure (Computer, Phone etc.)
Location (Inability to Obtain)	
NOT Values	
Not Applicable	Not Recorded

**Notes:**

A dispatch delay is any time delay that occurs from the time of PSAP call (eTimes.01) to the time the unit is notified by dispatch (eTimes.03).

## Type of Response Delay

**Group Location in the Cube:** Response Delay

**Data Dictionary Element Code and Name:** [eResponse.09 - Type of Response Delay](#)

**Definition:** The response delays, if any, of the EMS unit associated with the EMS event.

**Possible Values:**

Values	
Crowd	Scene Safety (Not Secure for EMS)
Directions/Unable to Locate	Staff Delay
Distance	Traffic
Diversion (Different Incident)	Vehicle Crash Involving this Unit
HazMat	Vehicle Failure of this Unit
None/No Delay	Weather
Other	Mechanical Issue-Unit, Equipment, etc.
Rendezvous Transport Unavailable	Flight Planning
Route Obstruction (e.g., Train)	
NOT Values	
Not Applicable	Not Recorded

**Notes:**

1. Rendezvous Transport Unavailable added for situations where there is a wait for an EMS Transport Unit, a Ferry, Air Medical, etc. to return to service.
2. A response delay is any time delay that occurs from the time the unit is notified by dispatch (eTimes.03) to the time the unit arrived on scene (eTimes.06).

---

## Type of Scene Delay

**Group Location in the Cube:** Scene Delay

**Data Dictionary Element Code and Name:** [eResponse.10 - Type of Scene Delay](#)

**Definition:** The scene delays, if any, of the EMS unit associated with the EMS event.

**Possible Values:**

Values	
Awaiting Air Unit	Patient Access
Awaiting Ground Unit	Safety-Crew/Staging
Crowd	Safety-Patient
Directions/Unable to Locate	Staff Delay
Distance	Traffic
Extrication	Triage/Multiple Patients
HazMat	Vehicle Crash Involving this Unit
Language Barrier	Vehicle Failure of this Unit
None/No Delay	Weather
Other	Mechanical Issue-Unit, Equipment, etc.
NOT Values	
Not Applicable	Not Recorded

**Notes:**

A scene delay is any time delay that occurs from the time the unit arrived on scene (eTimes.06) to the time the unit left the scene (eTimes.09).

---

## Type of Dispatch Delay

**Group Location in the Cube:** Dispatch Delay

**Data Dictionary Element Code and Name:** [eResponse.08 - Type of Dispatch Delay](#)

**Definition:** The dispatch delays, if any, associated with the dispatch of the EMS unit to the EMS event.

**Possible Values:**

Values	
Crowd	Route Obstruction (e.g., Train)
Directions/Unable to Locate	Safety
Distance	Staff Delay
Diversion (Different Incident)	Traffic
HazMat	Vehicle Crash Involving this Unit
None/No Delay	Vehicle Failure of this Unit
Other	Weather
Rendezvous Transport Unavailable	Mechanical Issue-Unit, Equipment, etc.
NOT Values	
Not Applicable	Not Recorded

**Notes:**

1. Rendezvous Transport Unavailable added for situations where there is a wait for an EMS Transport Unit, a Ferry, Air Medical, etc.
2. A transport delay is any time delay that occurs from the time the unit left the scene (eTimes.09) to the time the patient arrived at the destination (eTimes.10).

## Type of Turn-Around Delay

**Group Location in the Cube:** Turn-Around Delay

**Data Dictionary Element Code and Name:** [eResponse.12 - Type of Turn-Around Delay](#)

**Definition:** The turn-around delays, if any, of EMS unit associated with the EMS event.

**Possible Values:**

Values	
Clean-up	Rendezvous Transport Unavailable
Decontamination	Route Obstruction (e.g., Train)
Distance	Staff Delay
Documentation	Traffic
ED Overcrowding / Transfer of Care	Vehicle Crash of this Unit
Equipment Failure	Vehicle Failure of this Unit
Equipment/Supply Replenishment	Weather
None/No Delay	EMS Crew Accompanies Patient for Facility Procedure
Other	
NOT Values	
Not Applicable	Not Recorded

**Notes:**

1. Rendezvous Transport Unavailable added for situations where there is a wait for an EMS Transport Unit, a Ferry, Air Medical, etc. to return to service.
2. If a patient is being transported by the unit, turn-around delay is any time delay that occurs from the time the patient arrived at the destination (eTimes.11) until the time the unit is back in service (eTimes.13) or unit back at the home location (eTimes.15) [whichever is the greater of the two times].
3. If no patient is being transported by the unit, turn-around delay is any time delay that occurs from the time the unit arrived on scene (eTimes.06) until the unit is back in service (eTimes.13) or the unit back at the home location (eTimes.15) [whichever is the greater of the two times].

## EMS SCENE INFORMATION

### First EMS Unit of Scene

**Group Location in the Cube:** EMS Scene Information

**Data Dictionary Element Name and Code:** [eScene.01 - First EMS Unit on Scene](#)

**Definition:** Documentation that this EMS Unit was the first EMS Unit for the EMS Agency on the Scene.

**Possible Values:**

Values
No
Yes
NOT Values
Not Applicable
Not Recorded

### Incident Location Type

**Group Location in the Cube:** EMS Scene Information

**Data Dictionary Element Name and Code:** [eScene.09 - Incident Location Type](#)

**Definition:** The kind of location where the incident happened.

**Possible Values:**

Values
<i>Text Pattern: Y92\.[0-9]{1,3}</i>
NOT Values
Not Applicable
Not Recorded

**Notes:**

1. Code list is represented in ICD-10-CM. <http://uts.nlm.nih.gov>
2. Reference the NEMESIS Suggested Lists at: <http://nemesis.org/v3/resources.html>

### Mass Casualty Incident

**Group Location in the Cube:** EMS Scene Information

**Data Dictionary Element Name and Code:** [eScene.07 - Mass Casualty Incident](#)

**Definition:** Indicator if this event would be considered a mass casualty incident (overwhelmed existing EMS resources).

**Possible Values:**

Values
No
Yes
NOT Values
Not Applicable
Not Recorded

## Multiple Patient

**Group Location in the Cube:** EMS Scene Information

**Data Dictionary Element Name and Code:** [eScene.06 - Number of Patients at Scene](#)

**Definition:** Indicator of how many total patients were at the scene.

**Possible Values:**

Values
Multiple
None
Single
NOT Values
Not Applicable
Not Recorded

**Notes:**

## Suspected Work-Related Exposure-Injury-Death

**Group Location in the Cube:** EMS Scene Information

**Data Dictionary Element Name and Code:** [eOther.05 - Suspected EMS Work Related Exposure, Injury, or Death](#)

**Definition:** Indication of an EMS work related exposure, injury, or death associated with this EMS event.

**Possible Values:**

Values
No
Yes
NOT Values
Not Applicable
Not Recorded



## Triage Classification for MCI Patient

**Group Location in the Cube:** EMS Scene Information

**Data Dictionary Element Name and Code:** [eScene.08 - Triage Classification for MCI Patient](#)

**Definition:** The color associated with the initial triage assessment/classification of the MCI patient.

**Possible Values:**

Values	
Red - Immediate	Gray - Expectant
Yellow - Delayed	Black - Deceased
Green - Minimal (Minor)	
NOT Values	
Not Applicable	Not Recorded

**Notes:**

1. This element is documented when eScene.07 (Mass Casualty Incident) = Yes.
2. Examples of triage systems include START and SALT.

## Alcohol-Drug Use Indicator

**Group Location in the Cube:** EMS Scene – Alcohol-Drug Use Indicator

**Data Dictionary Element Name and Code:** [eHistory.17 - Alcohol/Drug Use Indicators](#)

**Definition:** Indicators for the potential use of alcohol or drugs by the patient related to the patient's current illness or injury.

**Possible Values:**

Values			
Alcohol Containers/Paraphernalia at Scene	Patient Admits to Drug Use		
Drug Paraphernalia at Scene	Positive Level known from Law Enforcement or Hospital Record		
Patient Admits to Alcohol Use	Smell of Alcohol on Breath		
NOT Values		Pertinent Negatives	
Not Applicable		None Reported	
Not Recorded		Refused	
		Unable to Complete	

---

## Barriers to Patient Care

**Group Location in the Cube:** EMS Scene – Barriers to Patient Care

**Data Dictionary Element Name and Code:** [eHistory.01 - Barriers to Patient Care](#)

**Definition:** Indication of whether or not there were any patient specific barriers to serving the patient at the scene.

**Possible Values:**

Values	
Cultural, Custom, Religious	Physically Restrained
Developmentally Impaired	Psychologically Impaired
Hearing Impaired	Sight Impaired
Language	Speech Impaired
None Noted	Unattended or Unsupervised (including minors)
Obesity	Unconscious
Physical Barrier (Unable to Access Patient)	Uncooperative
Physically Impaired	State of Emotional Distress
NOT Values	
Not Applicable	Not Recorded

## EMS UNIT INFORMATION

### Primary Type of Service

**Group Location in the Cube:** EMS Unit Agency Information

**Data Dictionary Element Name and Code:** [dAgency.09 - Primary Type of Service](#)

**Definition:** The primary service type provided by the agency.

**Possible Values:**

Values	
911 Response (Scene) with Transport Capability	Medical Transport (Convalescent, Interfacility Transfer Hospital and Nursing Home)
911 Response (Scene) without Transport Capability	Rescue
Air Medical	Community Paramedicine
ALS Intercept	Critical Care (Ground)
Hazmat	

**Notes:**

The Primary Type of Service is associated with each of the EMS Agency Numbers.

### Level of Service

**Group Location in the Cube:** EMS Unit Agency Information

**Data Dictionary Element Name and Code:** [dAgency.11 - Level of Service](#)

**Definition:** The level of service which the agency provides EMS care for every request for service (the minimum certification level). This may be the license level granted by the state EMS office.

**Possible Values:**

Values	
2009 Advanced Emergency Medical Technician (AEMT)	Physician
2009 Emergency Medical Responder (EMR)	Critical Care Paramedic
2009 Emergency Medical Technician (EMT)	Community Paramedicine
2009 Paramedic	Nurse Practitioner
First Responder	Physician Assistant
EMT-Basic	Licensed Practical Nurse (LPN)
EMT-Intermediate	Registered Nurse
EMT-Paramedic	

**Notes:**

The Level of Service is associated with the specific EMS Agency Number (dAgency.02) for the EMS Agency. For example, a BLS licensed ambulance service (EMT-Basic) with EMT-Intermediate or EMT-Paramedic on staff, the appropriate level of service is "EMT-Basic". This is because the care provided to patients is limited to BLS skills.

---

## Organization Type

**Group Location in the Cube:** EMS Unit Agency Information

**Data Dictionary Element Name and Code:** [dAgency.13 - Organizational Type](#)

**Definition:** The organizational structure from which EMS services are delivered (fire, hospital, county, etc.)

**Possible Values:**

Values
Fire Department
Governmental, Non-Fire
Hospital
Private, Nonhospital
Tribal

**Notes:**

Organizational Type is associated with the EMS Agency and the specific EMS Agency Number (dAgency.02).

## Organization Status

**Group Location in the Cube:** EMS Unit Agency Information

**Data Dictionary Element Name and Code:** [dAgency.12 - Organization Status](#)

**Definition:** The primary organizational status of the agency. The definition of Volunteer or Non-Volunteer is based on state or local definitions.

**Possible Values:**

Values
Mixed
Non-Volunteer
Volunteer

**Notes:**

The Organizational Status is associated with the EMS Agency and the specific EMS Agency Number (dAgency.02).

## Complaint Reported by Dispatch

**Group Location in the Cube:** EMS Unit Dispatch Information

**Data Dictionary Element Name and Code:** [eDispatch.01 - Complaint Reported by Dispatch](#)

**Definition:** The complaint dispatch reported to the responding unit.

**Possible Values:**

Values	
Abdominal Pain/Problems	Heat/Cold Exposure
Allergic Reaction/Stings	Hemorrhage/Laceration
Animal Bite	Industrial Accident/Inaccessible Incident/Other Entrapments (Non-Vehicle)
Assault	Medical Alarm
Automated Crash Notification	No Other Appropriate Choice
Back Pain (Non-Traumatic)	Overdose/Poisoning/Ingestion
Breathing Problem	Pandemic/Epidemic/Outbreak
Burns/Explosion	Pregnancy/Childbirth/Miscarriage
Carbon Monoxide/Hazmat/Inhalation/CBRN	Psychiatric Problem/Abnormal Behavior/Suicide Attempt
Cardiac Arrest/Death	Sick Person
Chest Pain (Non-Traumatic)	Stab/Gunshot Wound/Penetrating Trauma
Choking	Standby
Convulsions/Seizure	Stroke/CVA
Diabetic Problem	Traffic/Transportation Incident
Electrocution/Lightning	Transfer/Interfacility/Palliative Care
Eye Problem/Injury	Traumatic Injury
Falls	Well Person Check
Fire	Unconscious/Fainting/Near-Fainting
Headache	Unknown Problem/Person Down
Healthcare Professional/Admission	Drowning/Diving/SCUBA Accident
Heart Problems/AICD	Airmedical Transport

## EMD Performed

**Group Location in the Cube:** EMS Unit Dispatch Information

**Data Dictionary Element Name and Code:** [eDispatch.02 - EMD Performed](#)

**Definition:** Indication of whether Emergency Medical Dispatch was performed for this EMS event.

**Possible Values:**

Values	
No	Yes, Without Pre-Arrival Instructions
Yes, With Pre-Arrival Instructions	Yes, Unknown if Pre-Arrival Instructions Given
NOT Values	
Not Applicable	Not Recorded

# GEOGRAPHIC REGIONS

## US Census Regions

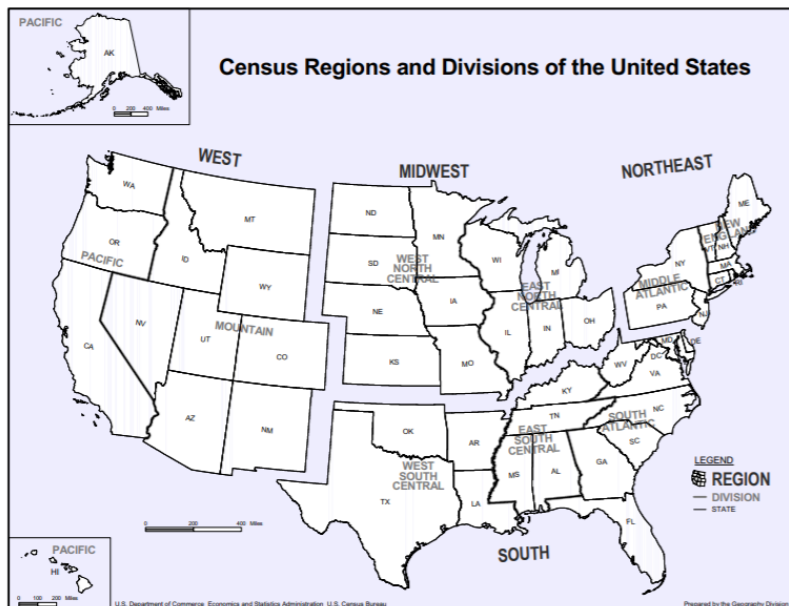
**Group Location in the Cube:** Geographic Region

**Data Dictionary Element Name and Code:** N/A

**Definition:** NEMSIS utilizes the four United States Census Regions of the United States (Midwest, Northeast, South, and West) and an additional category for Territories.

**Possible Values:**

Values	
Midwest (12)	Illinois, Indiana, Iowa, Kansas, Michigan, Minnesota, Missouri, Nebraska, North Dakota, Ohio, South Dakota, and Wisconsin.
Northeast (9)	Connecticut, Maine, Massachusetts, New Jersey, New Hampshire, New York, Pennsylvania, Rhode Island, and Vermont.
South (17)	Alabama, Arkansas, Delaware, District of Columbia, Florida, Georgia, Kentucky, Louisiana, Maryland, Mississippi, North Carolina, Oklahoma, South Carolina, Tennessee, Texas, Virginia, and West Virginia.
West (13)	Alaska, Arizona, California, Colorado, Hawaii, Idaho, Montana, Nevada, New Mexico, Oregon, Utah, Washington, and Wyoming.
Territories (5)	American Samoa, Guam, Northern Mariana Islands, Puerto Rico and the US Virgin Islands.
<b>NOT Values</b>	
Not Recorded	



## US Census Divisions

**Group Location in the Cube:** Geographic Region

**Data Dictionary Element Name and Code:** N/A

**Definition:** NEMSIS utilizes the nine United States Census Divisions: New England, Middle Atlantic, East North Central, West North Central, South Atlantic, East South Central, West South Central, Mountain, and Pacific. An additional Division for Territories is included.

**Possible Values:**

Values	
Division 1: New England (6)	Connecticut, Maine, Massachusetts, New Hampshire, Rhode Island, and Vermont
Division 2: Middle Atlantic (3)	New Jersey, New York, and Pennsylvania
Division 3: East North Central (5)	Illinois, Indiana, Michigan, Ohio, and Wisconsin
Division 4: West North Central (7)	Iowa, Kansas, Minnesota, Missouri, Nebraska, North Dakota, and South Dakota
Division 5: South Atlantic (9)	Delaware, District of Columbia, Florida, Georgia, Maryland, North Carolina, South Carolina, Virginia, and West Virginia
Division 6: East South Central (4)	Alabama, Kentucky, Mississippi, and Tennessee
Division 7: West South Central (4)	Arkansas, Louisiana, Oklahoma, and Texas
Division 8: Mountain (8)	Arizona, Colorado, Idaho, Montana, Nevada, New Mexico, Utah, and Wyoming
Division 9: Pacific (5)	Alaska, California, Hawaii, Oregon, and Washington
Territories (5)	American Samoa, Guam, Northern Mariana Islands, Puerto Rico and the US Virgin Islands.
<b>NOT Values</b>	
Not Recorded	

# NHTSA Regions

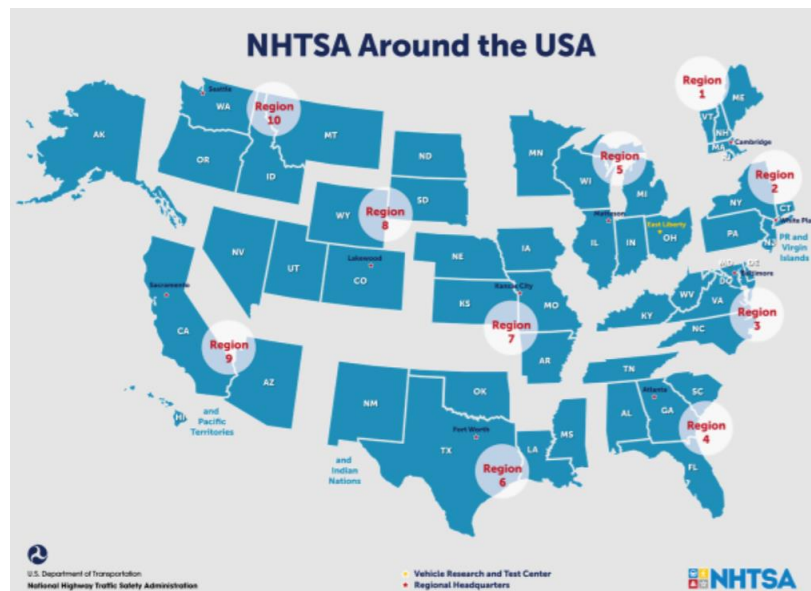
**Group Location in the Cube:** Geographic Region

**Data Dictionary Element Name and Code:** N/A

**Definition:** The National Highway Traffic Safety Administration (NHTSA) has 10 regional offices that work on the agency's mission to save lives, prevent injuries, and reduce traffic-related healthcare and other economic costs. The states and territories that make up each region are as follows.

**Possible Values:**

Values	
Region 1	Maine, Massachusetts, New Hampshire, Rhode Island, and Vermont
Region 2	Connecticut, New Jersey, New York, Pennsylvania, Puerto Rico, Virgin Islands
Region 3	Delaware, District of Columbia, Kentucky, North Carolina, Maryland, Pennsylvania, Virginia, West Virginia
Region 4	Alabama, Florida, Georgia, Mississippi, South Carolina, Tennessee
Region 5	Illinois, Indiana, Michigan, Minnesota, Ohio, Wisconsin
Region 6	Louisiana, New Mexico, Oklahoma, Texas, Mississippi
Region 7	Arkansas, Iowa, Kansas, Missouri, Nebraska
Region 8	Colorado, Nevada, North Dakota, South Dakota, Utah, Wyoming
Region 9	American Samoa, Arizona, California, Guam, Hawaii, Nevada, North Marianas Islands
Region 10	Alaska, Idaho, Oregon, Washington, Montana
<b>NOT Values</b>	
Not Recorded	





## NASEMSO Regions

**Group Location in the Cube:** Geographic Region

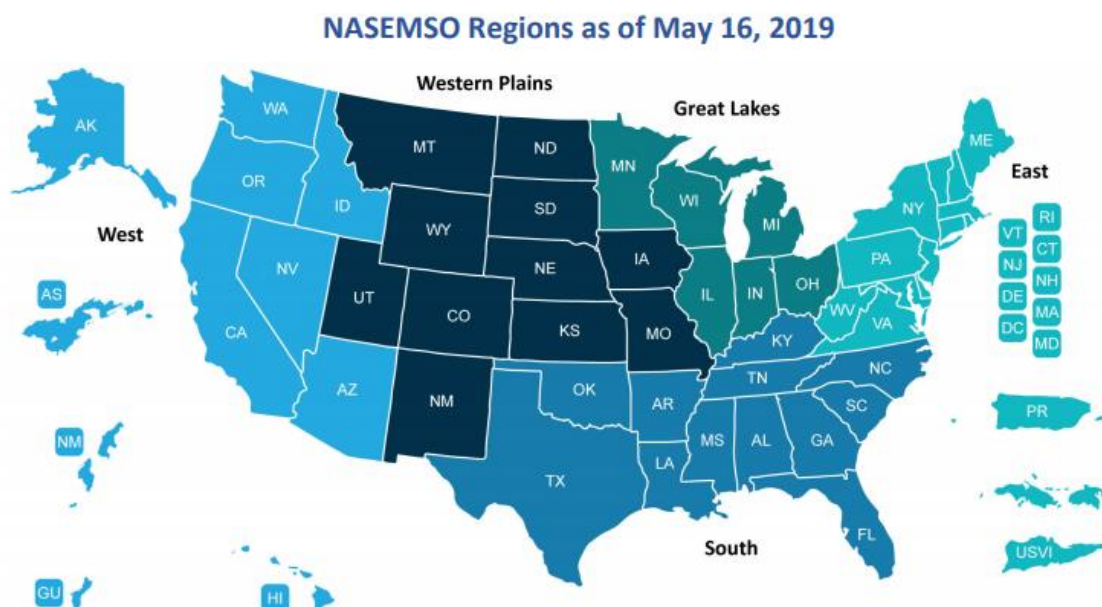
**Data Dictionary Element Name and Code:** N/A

**Definition:** The National Association of State EMS Officials Regional Areas.

**Possible Values:**

Values	
East	Connecticut, Delaware, Washington, D.C., Maine, Maryland, Massachusetts, New Hampshire, New Jersey, New York, Pennsylvania, Puerto Rico, Rhode Island, U.S. Virgin Islands, Vermont, Virginia, and West Virginia.
Great Lakes	Illinois, Indiana, Michigan, Minnesota, Ohio, and Wisconsin.
South	Alabama, Arkansas, Florida, Georgia, Kentucky, Louisiana, Mississippi, North Carolina, Oklahoma, South Carolina, Tennessee, and Texas.
Western Plains	Colorado, Iowa, Kansas, Missouri, Montana, Nebraska, New Mexico, North Dakota, South Dakota, Utah, and Wyoming.
West	Alaska, American Samoa, Arizona, California, Guam, Hawaii, Idaho, Nevada, Northern Mariana Islands, Oregon, and Washington.
<b>NOT Values</b>	
Not Recorded	

[www.nasemso.org](http://www.nasemso.org)



## Urbanicity

**Group Location in the Cube:** Geographic Region

**Data Dictionary Element Name and Code:** N/A

**Definition:** Urbanicity is based on the county in which the agency is located.

**Possible Values:**

Values
Frontier
Rural
Suburban
Urban
NOT Values
Not Recorded

**Notes:**

The NEMSIS TAC combines the twelve Urban Influence Codes to make up the four (4) Urbanicity Categories available in the NEMSIS Online Analytical Processing (OLAP) Cube and the Reporting Services Pre-Created Access Reports available on the NEMSIS website under Reporting Tools. The United States Department of Agriculture (USDA) Economic Research Service defines the Urban Influence Codes based on census data counties and population.

Urban Influence Codes: The 2013 Urban Influence Codes form a classification scheme that distinguishes metropolitan counties by population size of their metro area, and nonmetropolitan counties by size of the largest city or town and proximity to metro and micropolitan areas. The standard Office of Management and Budget (OMB) metro and nonmetro categories have been subdivided into two metro and 10 nonmetro categories, resulting in a 12-part county classification. This scheme was originally developed in 1993. This scheme allows researchers to break county data into finer residential groups, beyond metro and nonmetro, particularly for the analysis of trends in nonmetro areas that are related to population density and metro influence. <https://www.ers.usda.gov/data-products/urban-influence-codes/>

## Population Density – Rate per sq mile

**Group Location in the Cube:** Geographic Region

**Data Dictionary Element Name and Code:** N/A

**Definition:** The average population of residents in the Zip Codes **per square mile**.  
<https://www.census.gov/data/tables/2010/dec/density-data-text.html>

**Possible Values:**

Values
<=10
>1000
100-1000
10-100
NOT Values
Not Recorded

## Minority – Percent

**Group Location in the Cube:** Geographic Region

**Data Dictionary Element Name and Code:** N/A

**Definition:** The percentage of resident in the Zip Code that are not “white”.

**Possible Values:**

Values
<=5%
>=51%
6%-10%
11%-25%
26%-50%
NOT Values
Not Recorded

### Notes:

Census.gov: The U.S. Census Bureau must adhere to the 1997 Office of Management and Budget (OMB) standards on race and ethnicity which guide the Census Bureau in classifying written responses to the race question:

- **White** – A person having origins in any of the original peoples of Europe, the Middle East, or North Africa.
- **Black or African American** – A person having origins in any of the Black racial groups of Africa.
- **American Indian or Alaska Native** – A person having origins in any of the original peoples of North and South America (including Central America) and who maintains tribal affiliation or community attachment.
- **Asian** – A person having origins in any of the original peoples of the Far East, Southeast Asia, or the Indian subcontinent including, for example, Cambodia, China, India, Japan, Korea, Malaysia, Pakistan, the Philippine Islands, Thailand, and Vietnam.
- **Native Hawaiian or Other Pacific Islander** – A person having origins in any of the original peoples of Hawaii, Guam, Samoa, or other Pacific Islands.

The 1997 OMB standards permit the reporting of more than one race. An individual’s response to the race question is based upon self-identification.

An individual’s response to the race question is based upon self-identification. The Census Bureau does not tell individuals which boxes to mark or what heritage to write in. For the first time in Census 2000, individuals were presented with the option to self-identify with more than one race and this continued with the 2010 Census. People who identify with more than one race may choose to provide multiple races in response to the race question. For example, if a respondent identifies as "Asian" and "White," they may respond to the question on race by checking the appropriate boxes that describe their racial identities and/or writing in these identities on the spaces provided.

Information on race is required for many Federal programs and is critical in making policy decisions, particularly for civil rights. States use these data to meet legislative redistricting principles. Race data also are used to promote equal employment opportunities and to assess racial disparities in health and environmental risks. <https://www.census.gov/topics/population/race/about.html>

## Hispanic – Percent

**Group Location in the Cube:** Geographic Region

**Data Dictionary Element Name and Code:** N/A

**Definition:** US Census Hispanic Percent: The percentage of residents in the Zip Codes that are Hispanic or Latino as defined by the U.S. Office of Management and Budget (OMB).

**Possible Values:**

Values
<=5%
>=26%
6%-25%
NOT Values
Not Recorded

### Notes:

Census.gov: The U.S. Office of Management and Budget (OMB) requires federal agencies to use a minimum of two ethnicities in collecting and reporting data: Hispanic or Latino and Not Hispanic or Latino. OMB defines "Hispanic or Latino" as a person of Cuban, Mexican, Puerto Rican, South or Central American, or other Spanish culture or origin regardless of race.

People who identify with the terms "Hispanic" or "Latino" are those who classify themselves in one of the specific Hispanic or Latino categories listed on the decennial census questionnaire and various Census Bureau survey questionnaires – "Mexican, Mexican Am., Chicano" or "Puerto Rican" or "Cuban" – as well as those who indicate that they are "another Hispanic, Latino, or Spanish origin." <https://www.census.gov/topics/population/hispanic-origin/about.html>

## Poverty – Percent

**Group Location in the Cube:** Geographic Region

**Data Dictionary Element Name and Code:** N/A

**Definition:** US Census Poverty Percent: The percentage of residents in the Zip Codes that are living in households with income below the federal poverty level. (2014 American Community Survey)

**Possible Values:**

Values
<=5%
>=26%
6%-10%
11%-15%
16%-20%
21%-25%
NOT Values
Not Recorded

## Uninsured – Percent

**Group Location in the Cube:** Geographic Region

**Data Dictionary Element Name and Code:** N/A

**Definition:** US Census Insured Percent: The percentage of residents in the Zip Codes without health insurance. (2014 American Community Survey)

**Possible Values:**

Values
<=5%
>=26%
6%-10%
11%-15%
16%-20%
21%-25%
NOT Values
Not Recorded

## Disabled – Percent

**Group Location in the Cube:** Geographic Region

**Data Dictionary Element Name and Code:** N/A

**Definition:** US Census Disabled Percent: The percentage of residents in the Zip Codes with a disability (hearing, vision, cognitive, ambulatory, or self-care). (2014 American Community Survey)

**Possible Values:**

Values
<=10%
>=21%
11%-20%
NOT Values
Not Recorded

---

## Education – Percent

**Group Location in the Cube:** Geographic Region

**Data Dictionary Element Name and Code:** N/A

**Definition:** US Census Education Percent: The percentage of residents in the Zip Code that have complete High School or higher education.

**Possible Values:**

Values
<=70%
71%-75%
76%-80%
81%-85%
86%-90%
91%-95%
96%-100%
NOT Values
Not Recorded

## INJURY INFORMATION

### Injury Information – Injury Cause ICDs.ICD Name

**Group Location in the Cube:** Injury Information – Injury Cause ICDs

**Data Dictionary Element Name and Code:** [eInjury.01 - Cause of Injury](#)

**Definition:** The category of the reported/suspected external cause of the injury. Suggested code list is represented in ICD-10-CM **descriptions**.

**Possible Values:**

Values
Pattern: ([TV-Y][0-9]{2})(\.[0-9A-Z]{1,4})?
NOT Values
Not Applicable
Not Recorded

**Notes:**

1. Reference the NEMESIS Suggested Lists at: <https://nemis.org/technical-resources/version-3/version-3-resources/>
2. Code list is represented in ICD-10 Codes. <http://uts.nlm.nih.gov>

### Injury Information – Injury Cause ICDs.ICD 10

**Group Location in the Cube:** Injury Information – Injury Cause ICDs

**Data Dictionary Element Name and Code:** [eInjury.01 - Cause of Injury](#)

**Definition:** The category of the reported/suspected external cause of the injury. Suggested code list is represented in ICD-10-CM **code**.

**Possible Values:**

Values
Pattern: ([TV-Y][0-9]{2})(\.[0-9A-Z]{1,4})?
NOT Values
Not Applicable
Not Recorded

**Notes:**

1. Reference the NEMESIS Suggested Lists at: <https://nemis.org/technical-resources/version-3/version-3-resources/>
2. Code list is represented in ICD-10 Codes. <http://uts.nlm.nih.gov>

---

## Trauma Center Criterion

**Group Location in the Cube:** Injury Information – Trauma Center Criteria

**Data Dictionary Element Name and Code:** [eInjury.03 - Trauma Center Criteria](#)

**Definition:** Physiologic and Anatomic Field Trauma Triage Criteria (steps 1 and 2) as defined by the Centers for Disease Control.

**Possible Values:**

Values	
All penetrating injuries to head, neck, torso, and extremities proximal to elbow or knee	Open or depressed skull fracture
Amputation proximal to wrist or ankle	Paralysis
Chest wall instability or deformity (e.g., flail chest)	Pelvic fractures
Crushed, degloved, mangled, or pulseless extremity	Respiratory Rate <10 or >29 breaths per minute (<20 in infants aged <1 year) or need for ventilatory support
Glasgow Coma Score < 14	Systolic Blood Pressure <90 mmHg
NOT Values	
Not Applicable	Not Recorded

**Notes:**

2011 Guidelines for the Field Triage of Injured Patients - value choices for Steps 1 and 2. For falls, one story is equal to 10 feet. <http://www.cdc.gov/mmwr/pdf/rr/rr6101.pdf>



## Vehicular – Pedestrian or Other Injury Risk Factor

**Group Location in the Cube:** Injury Information - Vehicular Indicator

**Data Dictionary Element Name and Code:** [eInjury.04 - Vehicular, Pedestrian, or Other Injury Risk Factor](#)

**Definition:** Mechanism and Special Considerations Field Trauma Triage Criteria (steps 3 and 4) as defined by the Centers for Disease Control.

**Possible Values:**

Values	
Anticoagulants and Bleeding Disorders	EMS Provider Judgment
Auto v. Pedestrian/Bicyclist Thrown, Run Over, or > 20 MPH Impact	Exam Finding Not Present
Burn, with trauma mechanism	Fall Adults: > 20 ft. (one story is equal to 10 ft.)
Burn, without other trauma	Fall Children: > 10 ft. or 2-3 times the height of the child
Crash Death in Same Passenger Compartment	Motorcycle Crash > 20 MPH
Crash Ejection (partial or complete) from vehicle	Pregnancy > 20 weeks
Crash Intrusion, including roof: > 12 in. occupant site; > 18 in. any site	SBP < 110 for age > 65
Crash Vehicle Telemetry Data (AACN) Consistent with High Risk of Injury	
NOT Values	
Not Applicable	Not Recorded

**Notes:**

Assesses mechanism of injury and evidence of high-energy impact (Step 3) AND assess special patient or system considerations (Step 4) based on CDC 2011 Guidelines for the Field Triage of Injured Patients Step 3 and 4. <http://www.cdc.gov/mmwr/pdf/rr/rr6101.pdf>.

---

## MEDICATION INFORMATION

### Medication Given

**Group Location in the Cube:** Medication Information

**Data Dictionary Element Name and Code:** [eMedications.03 - Medication Given](#)

**Definition:** The medication given to the patient.

**Possible Values:**

Values
<i>Description of RxNorm codes and the Suggested List (See NOTES)</i>
NOT Values
Not Applicable
Not Recorded

**Notes:**

1. Multiple medications may be administered to a patient. The medications in the cube query will have a higher total than the number of events.
2. The medication text describes the information in a more usable format and provides Rx Norm medication coding structures and generic medication descriptions.
3. The list of medications based on RxNorm (RXCUI) code. <http://uts.nlm.nih.gov>
4. Reference the NEMESIS Suggested Lists at: <https://nemis.org/technical-resources/version-3/version-3-resources/>

## Medication Dosage Unit

**Group Location in the Cube:** Medication Information

**Data Dictionary Element Name and Code:** [eMedications.06 - Medication Dosage Units](#)

**Definition:** The unit of medication dosage given to patient.

**Possible Values:**

Values	
Centimeters (cm)	Milliequivalents (mEq)
Drops (gtts)	Milligrams (mg)
Grams (gms)	Milligrams per Kilogram (mg/kg)
Inches (in)	Milligrams per Kilogram Per Minute (mg/kg/min)
International Units (IU)	Milligrams per Minute (mg/min)
Keep Vein Open (kvo)	Milliliters (ml)
Liters (l)	Milliliters per Hour (ml/hr)
Liters Per Minute (l/min [fluid])	Other
Liters Per Minute (LPM [gas])	Puffs
Metered Dose (MDI)	Units
Micrograms (mcg)	Units per Hour (units/hr)
Micrograms per Kilogram (mcg/kg)	Units per Kilogram (units/kg)
Micrograms per Kilogram per Minute (mcg/kg/min)	Units per Kilogram per Hour (units/kg/hr)
Micrograms per Minute (mcg/min)	
NOT Values	
Not Applicable	Not Recorded

## Medication Given Prior to Care

**Group Location in the Cube:** Medication Information

**Data Dictionary Element Name and Code:** [eMedications.02 - Medication Administered Prior to this Unit's EMS Care](#)

**Definition:** Indicates that the medication administration which is documented was administered prior to this EMS units care.

**Possible Values:**

Values
No
Yes
NOT Values
Not Applicable
Not Recorded

---

## Reason Medication Not Given

**Group Location in the Cube:** Medication Information

**Data Dictionary Element Name and Code:** [eMedications.03](#)  
Potential Pertinent Negative Values (PN)

**Definition:** Pertinent Negative Values (PN) associated with the custom element.

**Possible Values:**

Pertinent Negative	
Contraindication Noted	Medication Already Taken
Denied By Order	Refused
Medication Allergy	Unable to Complete

## Response to Medication

**Group Location in the Cube:** Medication Information

**Data Dictionary Element Name and Code:** [eMedications.07 - Response to Medication](#)

**Definition:** The patient's response to the medication.

**Possible Values:**

Values
Improved
Unchanged
Worse
NOT Values
Not Applicable
Not Recorded

---

## Type of Person Administering Medication

**Group Location in the Cube:** Medication Information

**Data Dictionary Element Name and Code:** [eMedications.10 - Role/Type of Person Administering Medication](#)

**Definition:** The type (level) of EMS or Healthcare Professional Administering the Medication. For medications administered prior to EMS arrival, this may be a non-EMS healthcare professional.

**Possible Values:**

Values	
2009 Advanced Emergency Medical Technician (AEMT)	Licensed Practical Nurse (LPN)
2009 Emergency Medical Responder (EMR)	Nurse Practitioner
2009 Emergency Medical Technician (EMT)	Other Healthcare Professional
2009 Paramedic	Other Non-Healthcare Professional
Community Paramedicine	Patient/Lay Person
Critical Care Paramedic	Physician
EMT-Basic	Physician Assistant
EMT-Intermediate	Registered Nurse
EMT-Paramedic	Respiratory Therapist
First Responder	Student
NOT Values	
Not Applicable	Not Recorded

---

## Medication Information – Complication

**Group Location in the Cube:** Medication Information – Medication Complication

**Data Dictionary Element Name and Code:** [eMedications.08 - Medication Complication](#)

**Definition:** Any complication (abnormal effect on the patient) associated with the administration of the medication to the patient by EMS.

**Possible Values:**

Values	
Altered Mental Status	Hypoxia
Apnea	Injury
Bleeding	Itching
Bradycardia	Nausea
Bradypnea	None
Diarrhea	Other
Extravasation	Respiratory Distress
Hypertension	Tachycardia
Hyperthermia	Tachypnea
Hypotension	Urticaria
Hypothermia	Vomiting
NOT Values	
Not Applicable	Not Recorded

## PATIENT INFORMATION

### Primary Methods of Payment

**Group Location in the Cube:** Patient Billing Information

**Data Dictionary Element Name and Code:** [ePayment.01 - Primary Method of Payment](#)

**Definition:** The primary method of payment or type of insurance associated with this EMS encounter.

**Possible Values:**

Method	Type
Contract	Contracted Payment
Government	Payment by Facility
Insurance	Medicaid
Not Billed	Medicare
Other	Other Government
Self Pay	Workers Compensation
	Insurance
	Not Billed (for any reason)
	Community Network
	No Insurance Identified
	Other Payment Option
	Self Pay
NOT Values	
Not Applicable	Not Recorded

### CMS Service Level

**Group Location in the Cube:** Patient Billing Information

**Data Dictionary Element Name and Code:** [ePayment.50 - CMS Service Level](#)

**Definition:** The CMS service level for this EMS encounter.

**Possible Values:**

Values	
CMS Service Level	BLS, Emergency
ALS, Level 1	Fixed Wing (Airplane)
ALS, Level 1 Emergency	Paramedic Intercept
ALS, Level 2	Rotary Wing (Helicopter)
BLS	Specialty Care Transport
NOT Values	
Not Applicable	Not Recorded

## Patient Age

**Group Location in the Cube:** Patient Demographics

**Data Dictionary Element Name and Code:** [ePatient.15 – Age](#) and [ePatient.16 - Age Units](#)

**Definition:** The patient's age (either calculated from date of birth or best approximation) represented in years, category, or group.

**Possible Values:**

Category	Group	
Pediatric (0-17)	0-10	11-17
Adult (18-60)	18-20	21-30
Elderly (61-120)	31-40	41-50
	51-60	61-70
	71-80	81-90
	91-100	101-110
	111-120	
NOT Values		
Not Applicable		
Not Recorded		

## Gender

**Group Location in the Cube:** Patient Demographics

**Data Dictionary Element Name and Code:** [ePatient.13 - Gender](#)

**Definition:** The patient's gender.

**Possible Values:**

Values
Female
Male
Unknown
NOT Values
Not Applicable
Not Recorded



## Race

**Group Location in the Cube:** Patient Demographics – Race

**Data Dictionary Element Name and Code:** [ePatient.14 - Race](#)

**Definition:** The patient's race as defined by the OMB (US Office of Management and Budget).

**Possible Values:**

Values	
American Indian or Alaska Native	Hispanic or Latino
Asian	Native Hawaiian or Other Pacific Islander
Black or African American	White
NOT Values	
Not Applicable	Not Recorded

## Incident Patient Disposition

**Group Location in the Cube:** Patient Disposition

**Data Dictionary Element Name and Code:** [eDisposition.12 - Incident/Patient Disposition](#)

**Definition:** Type of disposition treatment and/or transport of the patient by this EMS Unit.

**Possible Values:**

Values	
Assist, Agency	Patient Refused Evaluation/Care (With Transport)
Assist, Public	Patient Refused Evaluation/Care (Without Transport)
Assist, Unit	Patient Treated, Released (AMA)
Canceled (Prior to Arrival At Scene)	Patient Treated, Released (per protocol)
Canceled on Scene (No Patient Contact)	Patient Treated, Transferred Care to Another EMS Professional
Canceled on Scene (No Patient Found)	Patient Treated, Transported by EMS
Patient Dead at Scene-No Resuscitation Attempted (With Transport)	Patient Treated, Transported by Law Enforcement
Patient Dead at Scene-No Resuscitation Attempted (Without Transport)	Patient Treated, Transported by Private Vehicle
Patient Dead at Scene-Resuscitation Attempted (With Transport)	Standby-No Services or Support Provided
Patient Dead at Scene-Resuscitation Attempted (Without Transport)	Standby-Public Safety, Fire, or EMS Operational Support Provided
Patient Evaluated, No Treatment/Transport Required	Transport Non-Patient, Organs, etc.

## Emergency Department Disposition

**Group Location in the Cube:** Patient Disposition

**Data Dictionary Element Name and Code:** [eOutcome.01 - Emergency Department Disposition](#)

**Definition:** The known disposition of the patient from the Emergency Department (ED).

**Possible Values:**

Values	
Admitted as an inpatient to this hospital.	Discharged/transferred to another type of health care institution not defined elsewhere in the code list.
Deceased/Expired (or did not recover - Religious Non Medical Health Care Patient)	Discharged/transferred to another type of institution not defined elsewhere in this code list
Discharged to home or self care (routine discharge)	Discharged/transferred to court/law enforcement
Discharged/transferred to a Critical Access Hospital (CAH).	Discharged/transferred to home under care of organized home health service organization in anticipation of covered skills care
Discharged/transferred to a Federal Health Care Facility (e.g. VA or federal health care facility)	Discharged/transferred to Hospice - home.
Discharged/transferred to an inpatient rehabilitation facility including distinct part units of a hospital.	Discharged/transferred to Hospice - medical facility
Discharged/transferred to a nursing facility certified under Medicaid but not certified under Medicare	Discharged/transferred to long term care hospitals
Discharged/transferred to a psychiatric hospital or psychiatric distinct part unit of a hospital.	Discharged/transferred within this institution to a hospital based Medicare approved swing bed.
Discharged/transferred to a skilled nursing facility (SNF)	Left against medical advice or discontinued care
Discharged/transferred to an intermediate care facility (ICF)	Still a patient or expected to return for outpatient services.
Discharged/transferred to another short term general hospital for inpatient care	
NOT Values	
Not Applicable	Not Recorded

## Hospital Disposition

**Group Location in the Cube:** Patient Disposition

**Data Dictionary Element Name and Code:** [eOutcome.02 - Hospital Disposition](#)

**Definition:** The known disposition of the patient from the hospital, if admitted.

**Possible Values:**

Values	
Deceased/Expired (or did not recover - Religious Non Medical Health Care Patient)	Discharged/transferred to another type of institution not defined elsewhere in this code list
Discharged to home or self care (routine discharge)	Discharged/transferred to court/law enforcement
Discharged/transferred to a Critical Access Hospital (CAH).	Discharged/transferred to home under care of organized home health service organization in anticipation of covered skills care
Discharged/transferred to a Federal Health Care Facility (e.g. VA or federal health care facility)	Discharged/transferred to Hospice - home.
Discharged/transferred to an inpatient rehabilitation facility including distinct part units of a hospital.	Discharged/transferred to Hospice - medical facility
Discharged/transferred to a nursing facility certified under Medicaid but not certified under Medicare	Discharged/transferred to long term care hospitals
Discharged/transferred to a psychiatric hospital or psychiatric distinct part unit of a hospital.	Discharged/transferred within this institution to a hospital based Medicare approved swing bed.
Discharged/transferred to a skilled nursing facility (SNF)	Left against medical advice or discontinued care
Discharged/transferred to an intermediate care facility (ICF)	Still a patient or expected to return for outpatient services.
Discharged/transferred to another short term general hospital for inpatient care	
NOT Values	
Not Applicable	Not Recorded

## Final Patient Acuity

**Group Location in the Cube:** Patient Disposition

**Data Dictionary Element Name and Code:** [eDisposition.19 - Final Patient Acuity](#)

**Definition:** The acuity of the patient's condition after EMS care.

**Possible Values:**

Values	
Critical (Red)	Lower Acuity (Green)
Emergent (Yellow)	Dead without Resuscitation (Black)
NOT Values	
Not Applicable	Not Recorded

## Hospital Capability

**Group Location in the Cube:** Patient Disposition

**Data Dictionary Element Name and Code:** [eDisposition.23 - Hospital Capability](#)

**Definition:** The primary hospital capability associated with the patient's condition for this transport (e.g., Trauma, STEMI, Peds, etc.).

**Possible Values:**

Values	
Behavioral Health	Pediatric Center
Burn Center	Rehab Center
Cardiac-STEMI/Non-PCI Capable	Stroke Center
Cardiac-STEMI/PCI Capable	Trauma Center Level 1
Cardiac-STEMI/PCI Capable (24/7)	Trauma Center Level 2
Critical Access Hospital	Trauma Center Level 3
Hospital (General)	Trauma Center Level 4
Neonatal Center	Trauma Center Level 5
NOT Values	
Not Applicable	Not Recorded

**Notes:**

To be documented when eDisposition.21 (Type of Destination) is

- 1) Hospital-Emergency Department,
- 2) Hospital-Non-Emergency Department Bed, or
- 3) Freestanding Emergency Department.

## EMS Transport Method

**Group Location in the Cube:** Patient Disposition

**Data Dictionary Element Name and Code:** [eDisposition.16 - EMS Transport Method](#)

**Definition:** Transport method by this EMS unit.

**Possible Values:**

Values	
Air Medical-Fixed Wing	Ground-Mass Casualty Bus/Vehicle
Air Medical-Rotor Craft	Ground-Other Not Listed
Ground-Ambulance	Ground-Wheelchair Van
Ground-ATV or Rescue Vehicle	Water-Boat
Ground-Bariatric	
NOT Values	
Not Applicable	Not Recorded

## Type of Destination

**Group Location in the Cube:** Patient Disposition

**Data Dictionary Element Name and Code:** [eDisposition.21 - Type of Destination](#)

**Definition:** The type of destination the patient was delivered or transferred to.

**Possible Values:**

Values	
Freestanding Emergency Department Home	Nursing Home/Assisted Living Facility
Hospital-Emergency Department	Other
Hospital-Non-Emergency Department Bed	Other EMS Responder (air)
Medical Office/Clinic	Other EMS Responder (ground)
Morgue/Mortuary	Police/Jail
	Urgent Care
NOT Values	
Not Applicable	Not Recorded

---

## Hospital Inpatient Destination

**Group Location in the Cube:** Patient Disposition

**Data Dictionary Element Name and Code:** [eDisposition.22 - Hospital In-Patient Destination](#)

**Definition:** The location within the hospital that the patient was taken directly by EMS (e.g., Cath Lab, ICU, etc.).

**Possible Values:**

Values	
Hospital-Burn	Hospital-OR
Hospital-Cath Lab	Hospital-Orthopedic
Hospital-CCU	Hospital-Other
Hospital-Endoscopy	Hospital-Out-Patient Bed
Hospital-Hospice	Hospital-Outpatient Surgery
Hospital-Hyperbaric Oxygen Treatment	Hospital-Peds (General)
Hospital-ICU	Hospital-Peds ICU
Hospital-Labor & Delivery	Hospital-Radiation
Hospital-Med/Surg	Hospital-Radiology Services - CT/PET
Hospital-Mental Health	Hospital-Radiology Services - MRI
Hospital-MICU	Hospital-Radiology Services - X-Ray
Hospital-NICU	Hospital-Rehab
Hospital-Nursery	Hospital-SICU
Hospital-Oncology	
NOT Values	
Not Applicable	Not Recorded

**Notes:**

To be documented when in eDisposition.21 "Hospital-Non-Emergency Department Bed" is selected.

## Additional Transport Mode Descriptors

**Group Location in the Cube:** Patient Disposition – Additional Transport Mode Descriptors

**Data Dictionary Element Name and Code:** [eDisposition.18 - Additional Transport Mode Descriptors](#)

**Definition:** The documentation of transport mode techniques for this EMS response.

**Possible Values:**

Values	
Initial Lights and Sirens, Downgraded to No Lights or Sirens	Lights and Sirens
Initial No Lights or Sirens, Upgraded to Lights and Sirens	No Lights or Sirens
Intersection Navigation-Against Normal Light Patterns	Scheduled
Intersection Navigation-With Automated Light Changing Technology	Speed-Enhanced per Local Policy
Intersection Navigation-With Normal Light Patterns	Speed-Normal Traffic
Lights and No Sirens	Unscheduled
NOT Values	
Not Applicable	Not Recorded

**Notes:**

1. Information is split between eDisposition.17 (Transport Mode from Scene) and eDisposition.18 (Additional Transport Mode Descriptors).
2. Element eDisposition.18 (Additional Transport Mode Descriptors) documents the use of lights and sirens or other descriptive information.

## Destination Team Pre-Arrival Alert or Activation

**Group Location in the Cube:** Patient Disposition – Destination Team Pre-Arrival Alert or Activation

**Data Dictionary Element Name and Code:** [eDisposition.24 - Destination Team Pre-Arrival Alert or Activation](#)

**Definition:** Indication that an alert (or activation) was called by EMS to the appropriate destination healthcare facility team. The alert (or activation) should occur prior to the EMS Unit arrival at the destination with the patient.

**Possible Values:**

Values	
No	Yes-Pediatric Trauma
Yes-Adult Trauma	Yes-STEMI
Yes-Cardiac Arrest	Yes-Stroke
Yes-Obstetrics	Yes-Trauma (General)
Yes-Other	
NOT Values	
Not Applicable	Not Recorded

## Reason for Choosing Destination

**Group Location in the Cube:** Patient Disposition – Reason for Choosing Destination

**Data Dictionary Element Name and Code:** [eDisposition.20 - Reason for Choosing Destination](#)

**Definition:** The reason the unit chose to deliver or transfer the patient to the destination.

**Possible Values:**

Values	
Closest Facility	Other (Not Listed)
Diversion	Patient's Choice
Family Choice	Patient's Physician's Choice
Insurance Status/Requirement	Protocol
Law Enforcement Choice	Regional Specialty Center
On-Line/On-Scene Medical Direction	
NOT Values	
Not Applicable	Not Recorded



## Chief Complaint Anatomic Location

**Group Location in the Cube:** Patient Situation

**Data Dictionary Element Name and Code:** [eSituation.07 - Chief Complaint Anatomic Location](#)

**Definition:** The primary anatomic location of the chief complaint as identified by EMS personnel.

**Possible Values:**

Values	
Abdomen	General-Global
Back	Genitalia
Chest	Head
Extremity-Lower	Neck
Extremity-Upper	
NOT Values	
Not Applicable	Not Recorded

**Notes:**

eSituation.02 (Possible Injury), eSituation.09 (Primary Symptom), eSituation.07 (Chief Complaint Anatomic Location), and eSituation.08 (Chief Complaint Organ System) are grouped together to form the EMS Reason for Encounter.

## Chief Complaint Organ System

**Group Location in the Cube:** Patient Situation

**Data Dictionary Element Name and Code:** [eSituation.08 - Chief Complaint Organ System](#)

**Definition:** The primary organ system of the patient injured or medically affected.

**Possible Values:**

Values	
Behavioral/Psychiatric	Lymphatic/Immune
Cardiovascular	Musculoskeletal/Skin
CNS/Neuro	Pulmonary
Endocrine/Metabolic	Renal
GI	Reproductive
Global/General	
NOT Values	
Not Applicable	Not Recorded

## Initial Patient Acuity

**Group Location in the Cube:** Patient Situation

**Data Dictionary Element Name and Code:** [eSituation.13 - Initial Patient Acuity](#)

**Definition:** The acuity of the patient's condition upon EMS arrival at the scene.

**Possible Values:**

Values	
Critical (Red)	Lower Acuity (Green)
Emergent (Yellow)	Dead without Resuscitation Efforts (Black)
NOT Values	
Not Applicable	Not Recorded

## Possible Injury

**Group Location in the Cube:** Patient Situation

**Data Dictionary Element Name and Code:** [eSituation.02 - Possible Injury](#)

**Definition:** Indication whether or not there was an injury.

**Possible Values:**

Values
Yes
No
Unknown
NOT Values
Not Applicable
Not Recorded

**Notes:**

1. This data element provides documentation to classify the EMS Reason for Encounter as either injury or non-injury related based on mechanism and not on actual injury.
2. eSituation.02 (Possible Injury), eSituation.09 (Primary Symptom), eSituation.07 (Chief Complaint Anatomic Location), and eSituation.08 (Chief Complaint Organ System) are grouped together to form the EMS Reason for Encounter.

## Primary Impression ICD Name

**Group Location in the Cube:** Patient Situation

**Data Dictionary Element Name and Code:** [eSituation.11 - Provider's Primary Impression](#)

**Definition:** The EMS personnel's impression (**description**) of the patient's primary problem or most significant condition which led to the management given to the patient (treatments, medications, or procedures).

**Possible Values:**

Values
<i>ICD-10-CM Description</i>
NOT Values
Not Applicable
Not Recorded

**Notes:**

1. Code list is represented in ICD-10-CM. <http://uts.nlm.nih.gov>
2. Reference the NEMESIS Suggested Lists at: <http://nemsis.org/v3/resources.html>

## Primary Impression ICD 10

**Group Location in the Cube:** Patient Situation

**Data Dictionary Element Name and Code:** [eSituation.11 - Provider's Primary Impression](#)

**Definition:** The EMS personnel's impression (**code**) of the patient's primary problem or most significant condition which led to the management given to the patient (treatments, medications, or procedures).

**Possible Values:**

Values
<i>Text Pattern:</i> (R[0-6][0-9](\[0-9]{1,4})?(R73\.9)(R99))([A-QSTZ][0-9][0-9A-Z](\[0-9A-Z]{1,4})?)
NOT Values
Not Applicable
Not Recorded

**Notes:**

1. Code list is represented in ICD-10-CM. <http://uts.nlm.nih.gov>
2. Reference the NEMESIS Suggested Lists at: <http://nemsis.org/v3/resources.html>

## Primary Symptom ICD Name

**Group Location in the Cube:** Patient Situation

**Data Dictionary Element Name and Code:** [eSituation.09 - Primary Symptom](#)

**Definition:** The primary sign and symptom (**description**) present in the patient or observed by EMS personnel.

**Possible Values:**

Values
<i>ICD-10-CM Description</i>
NOT Values
Not Applicable
Not Recorded

**Notes:**

1. Code list is represented in ICD-10-CM. <http://uts.nlm.nih.gov>
2. Reference the NEMESIS Suggested Lists at: <http://nemsis.org/v3/resources.html>

## Primary Symptom ICD 10

**Group Location in the Cube:** Patient Situation

**Data Dictionary Element Name and Code:** [eSituation.09 - Primary Symptom](#)

**Definition:** The primary sign and symptom (**code**) present in the patient or observed by EMS personnel.

**Possible Values:**

Values
<i>Text Pattern: (R[0-6][0-9](\[0-9]{1,4})?(R73\9)(R99)) ([A-QSTZ][0-9][0-9A-Z])(\[0-9A-Z]{1,4})?)</i>
NOT Values
Not Applicable
Not Recorded

**Notes:**

1. Code list is represented in ICD-10-CM. <http://uts.nlm.nih.gov>
2. Reference the NEMESIS Suggested Lists at: <http://nemsis.org/v3/resources.html>

## Patient Situation – Patients Other Associated Symptoms ICD Name

**Group Location in the Cube:** Patient Situation – Patients Other Associated Symptoms

**Data Dictionary Element Name and Code:** [eSituation.10 - Other Associated Symptoms](#)

**Definition:** Other symptoms (**description**) identified by the patient or observed by EMS personnel.

**Possible Values:**

Values
<i>ICD-10-CM Description</i>
NOT Values
Not Applicable
Not Recorded

**Notes:**

1. Code list is represented in ICD-10-CM. <http://uts.nlm.nih.gov>
2. Reference the NEMESIS Suggested Lists at: <http://nemsis.org/v3/resources.html>

## Patient Situation – Patients Other Associated Symptoms ICD 10

**Group Location in the Cube:** Patient Situation – Patients Other Associated Symptoms

**Data Dictionary Element Name and Code:** [eSituation.10 - Other Associated Symptoms](#)

**Definition:** Other symptoms (**code**) identified by the patient or observed by EMS personnel.

**Possible Values:**

Values
<i>Text Pattern: (R[0-6][0-9](\.[0-9]{1,4})?(R73\.[9])(R99))([A-QSTZ][0-9][0-9A-Z])(\.[0-9A-Z]{1,4})?</i>
NOT Values
Not Applicable
Not Recorded

**Notes:**

1. Code list is represented in ICD-10-CM. <http://uts.nlm.nih.gov>
2. Reference the NEMESIS Suggested Lists at: <http://nemsis.org/v3/resources.html>

## Patient Situation – Providers Secondary Impression ICD Name

**Group Location in the Cube:** Patient Situation – Providers Secondary Impression ICDs.

**Data Dictionary Element Name and Code:** [eSituation.12 - Provider's Secondary Impressions](#)

**Definition:** The EMS personnel's impression (**description**) of the patient's secondary problem or most significant condition which led to the management given to the patient (treatments, medications, or procedures).

**Possible Values:**

Values
<i>ICD-10-CM Description</i>
NOT Values
Not Applicable
Not Recorded

**Notes:**

1. Code list is represented in ICD-10-CM. <http://uts.nlm.nih.gov>
2. Reference the NEMESIS Suggested Lists at: <http://nemsis.org/v3/resources.html>

## Patient Situation – Providers Secondary Impression ICD 10

**Group Location in the Cube:** Patient Situation – Providers Secondary Impression ICDs.

**Data Dictionary Element Name and Code:** [eSituation.12 - Provider's Secondary Impressions](#)

**Definition:** The EMS personnel's impression (**code**) of the patient's secondary problem or most significant condition which led to the management given to the patient (treatments, medications, or procedures).

**Possible Values:**

Values
<i>Text Pattern:</i> (R[0-6][0-9](\.[0-9]{1,4})?(R73\.9) (R99)) ([A-QSTZ][0-9][0-9A-Z])(\.[0-9A-Z]{1,4})?
NOT Values
Not Applicable
Not Recorded

**Notes:**

1. Code list is represented in ICD-10-CM. <http://uts.nlm.nih.gov>
2. Reference the NEMESIS Suggested Lists at: <http://nemsis.org/v3/resources.html>

## PROCEDURE INFORMATION

### Procedure Code

**Group Location in the Cube:** Procedure Information

**Data Dictionary Element Name and Code:** [eProcedures.03 - Procedure](#)

**Definition:** The procedure (**code**) performed on the patient.

**Possible Values:**

Values	
<i>SNOMEDCT Code</i>	
NOT Values	Pertinent Negatives
Not Applicable	Contraindication Noted
Not Recorded	Denied By Order
	Refused
	Unable to Complete

**Notes:**

1. Code list is represented in SNOMEDCT.  
[http://www.nlm.nih.gov/research/umls/Snomed/snomed\\_main.html](http://www.nlm.nih.gov/research/umls/Snomed/snomed_main.html)
2. Procedures which are recorded as a Vital Sign do not have to be documented in the Procedure Section.
3. Reference the NEMESIS Suggested Lists at: <http://nemesis.org/v3/resources.html>

### Procedure Performed

**Group Location in the Cube:** Procedure Information

**Data Dictionary Element Name and Code:** [eProcedures.03 - Procedure](#)

**Definition:** The procedure (**description**) performed on the patient.

**Possible Values:**

Values
<i>SNOMEDCT Description</i>
NOT Values
Not Applicable
Not Recorded

**Notes:**

1. Code and description list are represented in SNOMEDCT.  
[http://www.nlm.nih.gov/research/umls/Snomed/snomed\\_main.html](http://www.nlm.nih.gov/research/umls/Snomed/snomed_main.html)
2. Pertinent Negatives are reflected in "Reason Procedure Not Performed".
3. Procedures which are recorded as a Vital Sign do not have to be documented in the Procedure Section.
4. Reference the NEMESIS Suggested Lists at: <http://nemesis.org/v3/resources.html>

## Type of Person Performing the Procedure

**Group Location in the Cube:** Procedure Information

**Data Dictionary Element Name and Code:** [eProcedures.10 - Role/Type of Person Performing the Procedure](#)

**Definition:** The type (level) of EMS or Healthcare Professional performing the procedure. For procedures performed prior to EMS arrival, this may be a non-EMS healthcare professional.

**Possible Values:**

Values	
2009 Advanced Emergency Medical Technician (AEMT)	Patient/Lay Person
2009 Emergency Medical Responder (EMR)	Physician
2009 Emergency Medical Technician (EMT)	Respiratory Therapist
2009 Paramedic	Student
EMT-Basic	Critical Care Paramedic
EMT-Intermediate	Community Paramedicine
EMT-Paramedic	Nurse Practitioner
First Responder	Physician Assistant
Other Healthcare Professional	Licensed Practical Nurse (LPN)
Other Non-Healthcare Professional	Registered Nurse
NOT Values	
Not Applicable	Not Recorded

## Procedure Performed Prior to Care

**Group Location in the Cube:** Procedure Information

**Data Dictionary Element Name and Code:** [eProcedures.02 - Procedure Performed Prior to this Unit's EMS Care](#)

**Definition:** Indicates that the procedure which was performed and documented was performed prior to this EMS units care.

**Possible Values:**

Values
Yes
No
NOT Values
Not Applicable
Not Recorded



## Procedure Successful

**Group Location in the Cube:** Procedure Information

**Data Dictionary Element Name and Code:** [eProcedures.06 - Procedure Successful](#)

**Definition:** Indicates that this individual procedure attempt which was performed on the patient was successful.

**Possible Values:**

Values
Yes
No
NOT Values
Not Applicable
Not Recorded

## Reason Procedure Not Performed

**Group Location in the Cube:** Procedure Information

**Data Dictionary Element Name and Code:** [eProcedures.03 - Procedure](#)

**Definition:** The reason the procedure was not performed on the patient.

**Possible Values:**

NOT Values	Pertinent Negatives
Not Recorded	Contraindication Noted
	Denied By Order
	Refused
	Unable to Complete

## Response to Procedure

**Group Location in the Cube:** Procedure Information

**Data Dictionary Element Name and Code:** [eProcedures.08 - Response to Procedure](#)

**Definition:** The patient's response to the procedure.

**Possible Values:**

Values
Improved
Unchanged
Worse
NOT Values
Not Applicable
Not Recorded

## Procedure Information – Complication

**Group Location in the Cube:** Procedure Information – Procedure Complication

**Data Dictionary Element Name and Code:** [eProcedures.07 - Procedure Complication](#)

**Definition:** Any complication (abnormal effect on the patient) associated with the performance of the procedure on the patient.

**Possible Values:**

Values	
Altered Mental Status	Hypoxia
Apnea	Injury
Bleeding	Nausea
Bradypnea	None
Diarrhea	Other
Esophageal Intubation-immediately	Respiratory Distress
Esophageal Intubation-other	Tachycardia
Extravasation	Tachypnea
Hypertension	Vomiting
Hyperthermia	Bradycardia
Hypotension	Itching
Hypothermia	Urticaria
NOT Values	
Not Applicable	Not Recorded

## PROTOCOL INFORMATION

### Protocol Age Hierarchies

**Group Location in the Cube:** Protocol Information

**Data Dictionary Element Name and Code:** [eProtocols.02 - Protocol Age Category](#)

**Definition:** The age group the protocol is written to address.

**Possible Values:**

Values
Adult Only
General
Pediatric Only
NOT Values
Not Applicable
Not Recorded

### Protocol

**Group Location in the Cube:** Protocol Information

**Data Dictionary Element Name and Code:** [eProtocols.01 - Protocols Used](#)

**Definition:** The protocol used by EMS personnel to direct the clinical care of the patient.

**Possible Values:**

Values	
Airway	Airway-Rapid Sequence Induction (RSI-Paralytic)
Airway-Failed	Airway-Sedation Assisted (Non-Paralytic)
Airway-Obstruction/Foreign Body	
Cardiac Arrest-Asystole	Cardiac Arrest-Post Resuscitation Care
Cardiac Arrest-Determination of Death / Withholding Resuscitative Efforts	Cardiac Arrest-Pulseless Electrical Activity
Cardiac Arrest-Do Not Resuscitate	Cardiac Arrest-Special Resuscitation Orders
Cardiac Arrest-Hypothermia-Therapeutic	Cardiac Arrest-Ventricular Fibrillation/ Pulseless Ventricular Tachycardia
Environmental-Altitude Sickness	Environmental-Heat Exposure/Exhaustion
Environmental-Cold Exposure	Environmental-Heat Stroke/Hyperthermia
Environmental-Frostbite/Cold Injury	Environmental-Hypothermia
Exposure-Airway/Inhalation Irritants	Exposure-Cyanide
Exposure-Biological/Infectious	Exposure-Explosive/ Blast Injury
Exposure-Blistering Agents	Exposure-Nerve Agents
Exposure-Carbon Monoxide	Exposure-Radiologic Agents
Exposure-Chemicals to Eye	Exposure-Smoke Inhalation
General-Back Pain	General-Interfacility Transfers
General-Behavioral/Patient Restraint	General-IV Access

Values	
General-Cardiac Arrest	General-Law Enforcement - Assist with Law Enforcement Activity
General-Community Paramedicine / Mobile Integrated Healthcare	General-Law Enforcement - Blood for Legal Purposes
General-Dental Problems	General-Medical Device Malfunction
General-Epistaxis	General-Neglect or Abuse Suspected
General-Exception Protocol	General-Overdose/Poisoning/Toxic Ingestion
General-Extended Care Guidelines	General-Pain Control
General-Fever	General-Refusal of Care
General-Individualized Patient Protocol	General-Spinal Immobilization/Clearance
General-Indwelling Medical Devices/Equipment	General-Universal Patient Care/ Initial Patient Contact
Injury-Amputation	Injury-Eye
Injury-Bites and Envenomations-Land	Injury-Facial Trauma
Injury-Bites and Envenomations-Marine	Injury-General Trauma Management
Injury-Bleeding/ Hemorrhage Control	Injury-Head
Injury-Burns-Thermal	Injury-Impaled Object
Injury-Cardiac Arrest	Injury-Lightning/Lightning Strike
Injury-Conducted Electrical Weapon (e.g., Taser)	Injury-Mass/Multiple Casualties
Injury-Crush Syndrome	Injury-Multisystem
Injury-Diving Emergencies	Injury-SCUBA Injury/Accidents
Injury-Drowning/Near Drowning	Injury-Spinal Cord
Injury-Electrical Injuries	Injury-Thoracic
Injury-Extremity	Injury-Topical Chemical Burn
Medical-Abdominal Pain	Medical-Nausea/Vomiting
Medical-Adrenal Insufficiency	Medical-Newborn/ Neonatal Resuscitation
Medical-Allergic Reaction/Anaphylaxis	Medical-Opioid Poisoning/Overdose
Medical-Altered Mental Status	Medical-Pulmonary Edema/CHF
Medical-Apparent Life Threatening Event (ALTE)	Medical-Respiratory Distress/Asthma/COPD/Reactive Airway
Medical-Beta Blocker Poisoning/Overdose	Medical-Respiratory Distress-Bronchiolitis
Medical-Bradycardia	Medical-Respiratory Distress-Croup
Medical-Calcium Channel Blocker Poisoning/Overdose	Medical-Seizure
Medical-Cardiac Chest Pain	Medical-ST-Elevation Myocardial Infarction (STEMI)
Medical-Diarrhea	Medical-Stimulant Poisoning/Overdose
Medical-Hyperglycemia	Medical-Stroke/TIA
Medical-Hypertension	Medical-Supraventricular Tachycardia (Including Atrial Fibrillation)
Medical-Hypoglycemia/Diabetic Emergency	Medical-Syncope
Medical-Hypotension/Shock (Non-Trauma)	Medical-Tachycardia

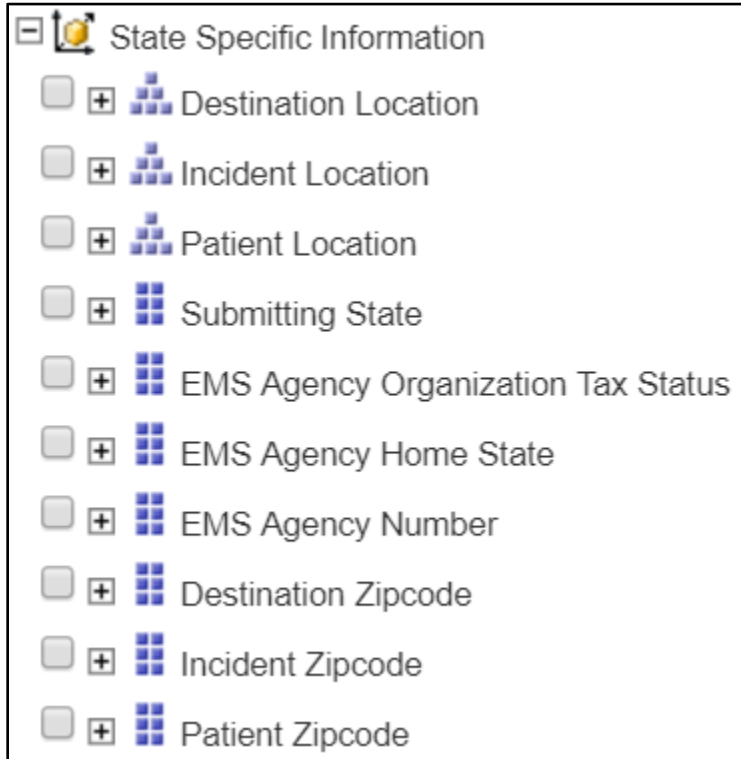
Values	
Medical-Influenza-Like Illness/ Upper Respiratory Infection	Medical-Ventricular Tachycardia (With Pulse)
OB/GYN-Childbirth/Labor/Delivery	OB/GYN-Post-partum Hemorrhage
OB/GYN-Eclampsia	OB/GYN-Pregnancy Related Emergencies
OB/GYN-Gynecologic Emergencies	
Not Done	Other
NOT Values	
Not Applicable	Not Recorded

**Notes:**

Protocols are grouped into Airway, Cardiac, Environmental, Exposure, General, Injury, Medical, and OB/GYN.

# STATE DATA ELEMENTS (AUTHORIZED USERS ONLY)

State Specific Information, EMS v3 Restricted Data Cube



## Destination Location

**Group Location in the Cube:** Sate Specific Information

**Data Dictionary Element Name and Code:** [eDisposition.05 - Destination State](#)  
[eDisposition.06 - Destination County](#)

**Definition:** The State and County in which the patient was delivered or transferred to.

**Possible Values:**

Values
State
County

---

## Incident Location

**Group Location in the Cube:** Sate Specific Information

**Data Dictionary Element Name and Code:** [eScene.18 - Incident State](#)  
[eScene.21 - Incident County](#)

**Definition:** The State and County of where the patient was located.

**Possible Values:**

Values
State
County

## Patient Location

**Group Location in the Cube:** Sate Specific Information

**Data Dictionary Element Name and Code:** [ePatient.08 - Patient's Home State](#)  
[ePatient.10 - Patient's Country of Residence](#)

**Definition:** The State and County of residence of the patient.

**Possible Values:**

Values
State
County

## Submitting State

**Group Location in the Cube:** Sate Specific Information

**Definition:** The state that is submitting the record.

## EMS Agency Organization Tax Status

**Group Location in the Cube:** Sate Specific Information

**Data Dictionary Element Name and Code:** [dAgency.14 - EMS Agency Organizational Tax Status](#)

**Definition:** The EMS Agencies business/corporate organizational tax status.

**Possible Values:**

Values
For Profit
Other (e.g., Government)
Not For Profit

---

## EMS Agency Home State

**Group Location in the Cube:** Sate Specific Information

**Data Dictionary Element Name and Code:** [dAgency.04 - EMS Agency State](#)

**Definition:** The state/territory which assigned the EMS agency number.

**Notes:** This has been clarified to reflect that it is the state in which the EMS Agency resides and the state associated with the EMS Agency number.

## EMS Agency Number

**Group Location in the Cube:** Sate Specific Information

**Data Dictionary Element Name and Code:** [dAgency.02 - EMS Agency Number](#)

**Definition:** The state-assigned provider number of the responding agency.

**Notes:**

1. This is the primary identifier for the entire Demographic Section. Each of the Demographic sections must be associated with an EMS Agency Number.
2. An EMS Agency can have more than one Agency Number within a state. This reflects the ability for an EMS Agency to have a different number for each service type or location (based on state implementation).
3. The EMS Agency Number in dAgency.02 can be used to auto-populate eResponse.01 EMS Agency Number in the EMS Event section.

## Destination Zip Code

**Group Location in the Cube:** Sate Specific Information

**Data Dictionary Element Name and Code:** [eDisposition.07 - Destination ZIP Code](#)

**Definition:** The destination ZIP code in which the patient was delivered or transferred to.

## Incident Zip Code

**Group Location in the Cube:** Sate Specific Information

**Data Dictionary Element Name and Code:** [eScene.19 - Incident ZIP Code](#)

**Definition:** The ZIP code of the incident location.

## Patient Zip Code

**Group Location in the Cube:** Sate Specific Information

**Data Dictionary Element Name and Code:** [ePatient.09 - Patient's Home ZIP Code](#)

**Definition:** The patient's ZIP code of residence.



---

## NOT Values

**Definition:** Used when a data element does not have a “real” value. It is documented as an attribute of the element.

**Not Applicable:** The data element is not applicable or pertinent to this EMS event.

**Not Recorded:** The data element is considered applicable to the EMS event, but the data field was left blank by the clinician. The EMS software should auto-populate it with “Not Recorded”.

**Not Reporting:** The data element is not collected by the EMS agency or state.

## Pertinent Negatives

**Definition:** A finding, procedure, protocol, order, or intervention that is important to patient care and diagnosis but did not occur. It is used to document why the clinician DID NOT do something that would have normally occurred in that situation.

**Possible Values:**

Values
Contraindication Noted
Denied by Order
Refused
Unable to Complete

---

## Acronyms and Definitions

- CARES:** Cardiac Arrest Registry to Enhance Survival. (<https://mycares.net/>)
- Data Cube:** A multi-dimensional array of data used to represent measures, elements and values that are too complex to be described as a single column and row.
- EMS:** EMS is defined as Emergency Medical Services personnel and Medical First Responder personnel who respond to a medical emergency in an official capacity as part of an organized medical response team. By this definition, physicians, nurses, or paramedics who witness a cardiac arrest and initiate CPR, but are not part of the organized medical response team are characterized as bystanders and are not part of the EMS system.
- Etiology:** The cause of a disease or condition.
- ICD-10-CM:** The International Classification of Diseases, 10<sup>th</sup> Revision, Clinical Modification. It is a system used by healthcare providers to classify and code all diagnoses, symptoms and causes of injury. (<https://www.cdc.gov/nchs/icd/icd10cm.htm>)
- Medical First Responders:** Medical First Responders are defined as personnel who are dispatched through the 911 system, respond in an official capacity, have the capability and/or training to provide emergency medical care, but are not the designated transporter of the patient. Thus, law enforcement officers who respond in an official capacity to a cardiac arrest, have the capability and/or training to provide emergency medical care (e.g., carry AEDs in their patrol vehicles, hold EMR licensure, are CPR certified, etc.) are considered Medical First Responders for the purposes of this data element.
- Pertinent Negative:** A finding, procedure, protocol, order, or intervention that is important to patient care and diagnosis but did not occur. It is used to document why the clinician DID NOT do something that would have normally occurred in that situation.
- Prehospital:** Medical care rendered to a patient outside of a hospital or healthcare facility setting.
- Procedure:** Procedures are also referred to as “interventions” in the prehospital setting.
- Protocol:** The official procedure or system of rules governing a practice.
- ROSC:** Return of spontaneous circulation.
- RxNorm:** Provides normalized names and standardized codes for clinical drugs. (<https://www.nlm.nih.gov/research/umls/rxnorm/index.html>)
- SNOMED:** The Systemized Nomenclature of Medicine – Clinical Terms is a standardized vocabulary of clinical terminology. (<http://www.snomed.org/>)
- Utstein Cardiac Arrest Criteria:**  
Utstein is the recognized international standard for reporting out-of-hospital cardiac arrest survival. The Utstein recommendations are an attempt to develop and present consensus definitions for previously poorly defined areas of clinical epidemiology as they pertain to OHCA patients. (<https://mycares.net>)